


# AYE-AYE GETS LUCKY


connect the dots!



# AYE-AYE GETS LUCKY


## MAZE

Help Aye-Aye get back to his friends!



# AYE-AYE GETS LUCKY MAZE

Help Aye-Aye find his dinner!



# AYE-AYE GETS LUCKY

## WORD SEARCH

U	P	T	H	G	L	E	M	U	R
S	C	A	R	Y	J	U	W	I	N
K	E	R	A	J	B	O	K	G	D
H	Y	S	E	L	X	K	C	U	L
A	A	D	U	G	W	I	O	U	L
P	E	N	N	X	N	E	N	H	Y
P	Y	E	V	A	F	I	M	V	Y
Y	A	I	S	J	O	P	F	B	Z
O	H	R	P	M	O	B	O	P	F
O	A	F	H	N	D	S	V	P	O

AYE AYE  
HAPPY

FINGER  
LEMUR

FOOD  
LUCK

FRIENDS  
SCARY

# AYE-AYE GETS LUCKY WORD SCRAMBLE

Aye-Aye accidentally scared his words a little too much  
and they got all mixed up!  
Can you help him unscramble them?

1. ELSMI

---

2. FIRENSD

---

3. YAPHP

---

4. REECPY

---

5. MUYYM

---

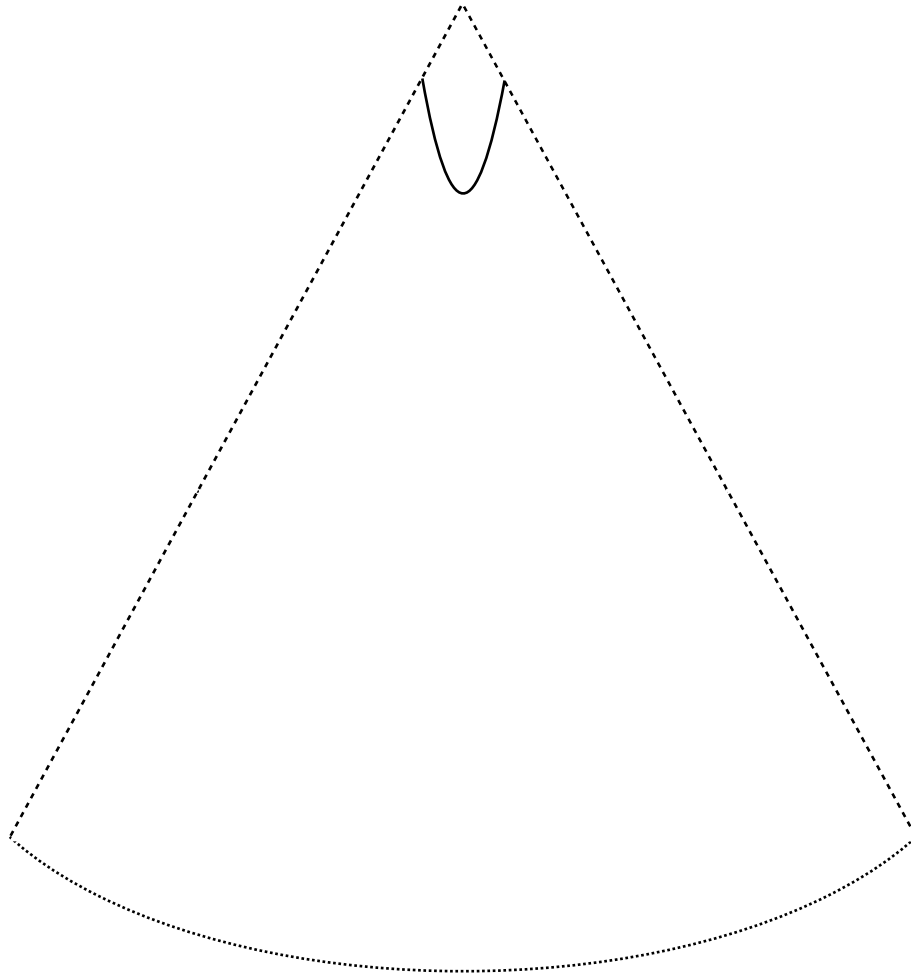
6. MULER

---

# AYE-AYE GETS LUCKY

## HOW TO MAKE AN AYE-AYE FINGER

Ever wonder how it feels to have a long pointy finger to help you explore?  
Now you can find out!



1. Follow the dotted line with scissors. Note: Make sure to get an adult to help you!
2. Color your Aye-Aye finger. Don't forget the creepy nail!
3. Glue or tape the edges together to form a cone. Make sure to adjust to your finger size!
4. Place on top of your middle finger.
5. Now you can explore like an Aye-Aye!

# AYE-AYE GETS LUCKY

## CROSSWORD PUZZLE

Can you identify all of animals in the book?  
Hint: Look back at the book and see if you can spot them!

